




 <p><b>SSFC ENACTED</b> District by District Cuts as % of Total Budget &amp; Levy</p>	County	ENACTED State Aid Cuts Per Student	ENACTED Cuts Amount Above/Below Avg (\$937)	2011-12 Cuts Per Student Per County Cuts Above/Below Avg (\$937)
BERNE KNOX	Albany	-\$1,821	\$884	Albany
GREEN ISLAND	Albany	-\$1,593	\$656	-\$983
RAVENA COEYMAN	Albany	-\$1,549	\$612	
ALBANY	Albany	-\$1,205	\$269	
COHOES	Albany	-\$1,186	\$249	
WATERVLIET	Albany	-\$1,046	\$109	
VOORHEESVILLE	Albany	-\$874	-\$63	
BETHLEHEM	Albany	-\$823	-\$114	
GUILDERLAND	Albany	-\$799	-\$138	
SOUTH COLONIE	Albany	-\$740	-\$197	
NORTH COLONIE	Albany	-\$683	-\$254	
MENANDS	Albany	-\$596	-\$341	
ALFRED ALMOND	Allegany	-\$1,938	\$1,002	Allegany
BELFAST	Allegany	-\$1,577	\$640	-\$1,392
SCIO	Allegany	-\$1,476	\$540	
WHITESVILLE	Allegany	-\$1,418	\$482	
CUBA-RUSHFORD	Allegany	-\$1,411	\$475	
ANDOVER	Allegany	-\$1,399	\$462	
GENESEE VALLEY	Allegany	-\$1,367	\$430	
CANASERAGA	Allegany	-\$1,355	\$418	
FILLMORE	Allegany	-\$1,279	\$342	
FRIENDSHIP	Allegany	-\$1,272	\$335	
WELLSVILLE	Allegany	-\$1,206	\$270	
BOLIVAR-RICHBG	Allegany	-\$1,315	\$378	
CHENANGO FORKS	Broome	-\$1,942	\$1,005	Broome
SUSQUEHANNA VA	Broome	-\$1,861	\$924	-\$1,343
WINDSOR	Broome	-\$1,769	\$832	
DEPOSIT	Broome	-\$1,658	\$721	
CHENANGO VALLE	Broome	-\$1,400	\$464	
UNION-ENDICOTT	Broome	-\$1,398	\$461	
MAINE ENDWELL	Broome	-\$1,396	\$459	
WHITNEY POINT	Broome	-\$1,240	\$304	
HARPURSVILLE	Broome	-\$1,168	\$231	
VESTAL	Broome	-\$1,126	\$189	
JOHNSON CITY	Broome	-\$1,125	\$188	
BINGHAMTON	Broome	-\$1,061	\$124	
WEST VALLEY	Cattaraugu	-\$2,065	\$1,128	Cattaraugus
ALLEGANY-LIMES	Cattaraugu	-\$1,799	\$863	-\$1,303
PORTVILLE	Cattaraugu	-\$1,762	\$826	


 <p><b>SSFC ENACTED</b> District by District Cuts as % of Total Budget &amp; Levy</p>	County	ENACTED State Aid Cuts Per Student	ENACTED Cuts Amount Above/Below Avg (\$937)	2011-12 Cuts Per Student Per County Cuts Above/Below Avg (\$937)
FRANKLINVILLE	Cattaraugu	-\$1,506	\$570	
CATTARAUGUS-LI	Cattaraugu	-\$1,420	\$483	
HINSDALE	Cattaraugu	-\$1,395	\$458	
GOWANDA	Cattaraugu	-\$1,247	\$311	
YORKSHIRE-PIONEER	Cattaraugu	-\$1,232	\$296	
SALAMANCA	Cattaraugu	-\$1,219	\$282	
RANDOLPH	Cattaraugu	-\$1,080	\$144	
OLEAN	Cattaraugu	-\$977	\$40	
ELLCOTTVILLE	Cattaraugu	-\$816	-\$120	
SOUTHERN CAYUGA	Cayuga	-\$2,181	\$1,244	Cayuga
MORAVIA	Cayuga	-\$2,049	\$1,113	-\$1,768
UNION SPRINGS	Cayuga	-\$1,950	\$1,013	
PORT BYRON	Cayuga	-\$1,855	\$918	
CATO MERIDIAN	Cayuga	-\$1,855	\$918	
WEEDSPORT	Cayuga	-\$1,714	\$777	
AUBURN	Cayuga	-\$1,569	\$632	
PANAMA	Chautauque	-\$2,078	\$1,141	Chautauque
FREWSBURG	Chautauque	-\$1,757	\$820	-\$1,206
FALCONER	Chautauque	-\$1,567	\$630	
PINE VALLEY	Chautauque	-\$1,483	\$547	
RIPLEY	Chautauque	-\$1,447	\$510	
FREDONIA	Chautauque	-\$1,440	\$503	
CLYMER	Chautauque	-\$1,371	\$435	
SOUTHWESTERN	Chautauque	-\$1,354	\$418	
WESTFIELD	Chautauque	-\$1,278	\$341	
SHERMAN	Chautauque	-\$1,262	\$325	
BROCTON	Chautauque	-\$1,256	\$320	
SILVER CREEK	Chautauque	-\$1,239	\$302	
FORESTVILLE	Chautauque	-\$1,219	\$283	
CASSADAGA VALLEY	Chautauque	-\$1,148	\$211	
BEMUS POINT	Chautauque	-\$1,028	\$91	
DUNKIRK	Chautauque	-\$1,027	\$90	
JAMESTOWN	Chautauque	-\$889	-\$48	
CHAUTAQUA	Chautauque	-\$797	-\$140	
ELMIRA HEIGHTS	Chemung	-\$1,661	\$725	Chemung
HORSEHEADS	Chemung	-\$1,365	\$428	-\$1,290
ELMIRA	Chemung	-\$1,094	\$158	
BAINBRIDGE GUI	Chenango	-\$1,947	\$1,010	
GRGETWEN-SOUTH OTS	Chenango	-\$1,490	\$553	


 <p><b>SSFC ENACTED District by District Cuts as % of Total Budget &amp; Levy</b></p>	County	ENACTED State Aid Cuts Per Student	ENACTED Cuts Amount Above/Below Avg (\$937)	2011-12 Cuts Per Student Per County Cuts Above/Below Avg (\$937)
UNADILLA	Chenango	-\$1,444	\$508	Chenango
OXFORD	Chenango	-\$1,361	\$425	-\$1,248
GREENE	Chenango	-\$1,335	\$398	
SHERBURNE EARL	Chenango	-\$1,274	\$338	
NORWICH	Chenango	-\$1,146	\$210	
AFTON	Chenango	-\$1,023	\$86	
NORTHEASTERN	Clinton	-\$2,042	\$1,106	Clinton
PERU	Clinton	-\$2,010	\$1,073	-\$1,624
SARANAC	Clinton	-\$1,995	\$1,059	
CHAZY	Clinton	-\$1,595	\$658	
AUSABLE VALLEY	Clinton	-\$1,416	\$480	
PLATTSBURGH	Clinton	-\$1,315	\$378	
NORTHRN ADIRON	Clinton	-\$1,236	\$300	
BEEKMANTOWN	Clinton	-\$1,233	\$297	
HUDSON	Columbia	-\$1,395	\$458	Columbia
KINDERHOOK	Columbia	-\$1,363	\$427	-\$1,131
GERMANTOWN	Columbia	-\$1,121	\$184	
NEW LEBANON	Columbia	-\$856	-\$81	
COPAKE-TACONIC	Columbia	-\$845	-\$92	
CHATHAM	Columbia	-\$820	-\$117	
HOMER	Cortland	-\$1,740	\$804	Cortland
CINCINNATUS	Cortland	-\$1,373	\$436	-\$1,246
MCGRAW	Cortland	-\$1,148	\$211	
MARATHON	Cortland	-\$1,148	\$211	
CORTLAND	Cortland	-\$874	-\$62	
DELHI	Delaware	-\$1,846	\$909	Delaware
ANDES	Delaware	-\$1,764	\$828	-\$1,411
HANCOCK	Delaware	-\$1,730	\$793	
FRANKLIN	Delaware	-\$1,502	\$565	
STAMFORD	Delaware	-\$1,448	\$511	
S. KORTRIGHT	Delaware	-\$1,405	\$468	
SIDNEY	Delaware	-\$1,392	\$455	
CHARLOTTE VALL	Delaware	-\$1,388	\$451	
MARGARETVILLE	Delaware	-\$1,260	\$323	
WALTON	Delaware	-\$1,199	\$263	
DOWNSVILLE	Delaware	-\$1,072	\$135	
ROXBURY	Delaware	-\$1,047	\$110	
PINE PLAINS	Dutchess	-\$1,233	\$296	Dutchess
POUGHKEEPSIE	Dutchess	-\$1,151	\$215	-\$905

 <p><b>SSFC ENACTED</b> District by District Cuts as % of Total Budget &amp; Levy</p>	County	ENACTED State Aid Cuts Per Student	ENACTED Cuts Amount Above/Below Avg (\$937)	2011-12 Cuts Per Student Per County Cuts Above/Below Avg (\$937)
NORTHEAST	Dutchess	-\$1,120	\$183	
BEACON	Dutchess	-\$1,120	\$183	
DOVER	Dutchess	-\$1,077	\$140	
HYDE PARK	Dutchess	-\$1,025	\$88	
ARLINGTON	Dutchess	-\$909	-\$27	
SPACKENKILL	Dutchess	-\$876	-\$61	
RED HOOK	Dutchess	-\$814	-\$122	
WAPPINGERS	Dutchess	-\$784	-\$152	
PAWLING	Dutchess	-\$532	-\$404	
MILLBROOK	Dutchess	-\$531	-\$406	
RHINEBECK	Dutchess	-\$470	-\$467	
NORTH COLLINS	Erie	-\$2,090	\$1,153	Erie
EVANS-BRANT	Erie	-\$1,997	\$1,060	-\$1,032
HOLLAND	Erie	-\$1,754	\$817	
TONAWANDA	Erie	-\$1,690	\$753	
AKRON	Erie	-\$1,662	\$725	
SPRINGVILLE-GR	Erie	-\$1,647	\$710	
DEPEW	Erie	-\$1,560	\$623	
SLOAN	Erie	-\$1,536	\$600	
CLEVELAND HILL	Erie	-\$1,513	\$576	
ALDEN	Erie	-\$1,397	\$460	
MARYVALE	Erie	-\$1,226	\$289	
WEST SENECA	Erie	-\$1,221	\$284	
KENMORE	Erie	-\$1,201	\$265	
FRONTIER	Erie	-\$1,200	\$264	
EDEN	Erie	-\$1,180	\$244	
LACKAWANNA	Erie	-\$1,095	\$159	
GRAND ISLAND	Erie	-\$1,066	\$129	
SWEET HOME	Erie	-\$1,064	\$127	
HAMBURG	Erie	-\$1,060	\$123	
IROQUOIS	Erie	-\$999	\$63	
CHEEKTOWAGA	Erie	-\$965	\$28	
LANCASTER	Erie	-\$953	\$16	
ORCHARD PARK	Erie	-\$866	-\$70	
BUFFALO	Erie	-\$848	-\$88	
EAST AURORA	Erie	-\$777	-\$159	
CLARENCE	Erie	-\$776	-\$161	
WILLIAMSVILLE	Erie	-\$664	-\$272	
AMHERST	Erie	-\$661	-\$276	


 <p><b>SSFC ENACTED</b> District by District Cuts as % of Total Budget &amp; Levy</p>	County	ENACTED State Aid Cuts Per Student	ENACTED Cuts Amount Above/Below Avg (\$937)	2011-12 Cuts Per Student Per County Cuts Above/Below Avg (\$937)
ELIZABETHTOWN	Essex	-\$2,194	\$1,258	Essex
MINERVA	Essex	-\$2,090	\$1,153	-\$1,271
CROWN POINT	Essex	-\$1,627	\$690	
NEWCOMB	Essex	-\$1,314	\$377	
MORIAH	Essex	-\$1,188	\$251	
WESTPORT	Essex	-\$922	-\$15	
TICONDEROGA	Essex	-\$884	-\$53	
SCHROON LAKE	Essex	-\$852	-\$85	
WILLSBORO	Essex	-\$840	-\$97	
KEENE	Essex	-\$811	-\$125	
LAKE PLACID	Essex	-\$602	-\$335	
TUPPER LAKE	Franklin	-\$1,871	\$935	Franklin
ST REGIS FALLS	Franklin	-\$1,650	\$714	-\$1,247
SALMON RIVER	Franklin	-\$1,187	\$250	
CHATEAUGAY	Franklin	-\$1,174	\$238	
MALONE	Franklin	-\$1,173	\$237	
BRUSHTON MOIRA	Franklin	-\$1,158	\$221	
SARANAC LAKE	Franklin	-\$1,048	\$111	
WHEELERVILLE	Fulton	-\$1,870	\$933	Fulton
MAYFIELD	Fulton	-\$1,797	\$860	-\$1,198
OPPENHEIM EPHR	Fulton	-\$1,599	\$663	
BROADALBIN-PER	Fulton	-\$1,444	\$507	
NORTHVILLE	Fulton	-\$1,160	\$224	
JOHNSTOWN	Fulton	-\$953	\$17	
GLOVERSVILLE	Fulton	-\$942	\$6	
PEMBROKE	Genesee	-\$2,149	\$1,213	Genesee
ALEXANDER	Genesee	-\$1,910	\$974	-\$1,648
BYRON BERGEN	Genesee	-\$1,907	\$970	
PAVILION	Genesee	-\$1,879	\$942	
OAKFIELD ALABA	Genesee	-\$1,771	\$834	
LE ROY	Genesee	-\$1,710	\$773	
ELBA	Genesee	-\$1,600	\$663	
BATAVIA	Genesee	-\$1,078	\$141	
CAIRO-DURHAM	Greene	-\$1,684	\$747	Greene
CATSKILL	Greene	-\$1,365	\$428	-\$1,279
GREENVILLE	Greene	-\$1,285	\$349	
COXSACKIE ATHE	Greene	-\$1,023	\$86	
HUNTER TANNERS	Greene	-\$1,017	\$80	
WINDHAM ASHLAN	Greene	-\$699	-\$238	


 <p><b>SSFC ENACTED</b> District by District Cuts as % of Total Budget &amp; Levy</p>	County	ENACTED State Aid Cuts Per Student	ENACTED Cuts Amount Above/Below Avg (\$937)	2011-12 Cuts Per Student Per County Cuts Above/Below Avg (\$937)
LONG LAKE	Hamilton	-\$1,821	\$884	Hamilton
LAKE PLEASANT	Hamilton	-\$1,388	\$451	-\$1,331
WELLS	Hamilton	-\$1,371	\$435	
INDIAN LAKE	Hamilton	-\$1,062	\$125	
VAN HORNSVILLE	Herkimer	-\$1,595	\$658	Herkimer
FRANKFORT-SCHU	Herkimer	-\$1,535	\$598	-\$1,192
POLAND	Herkimer	-\$1,282	\$345	
MT MARKHAM CSD	Herkimer	-\$1,258	\$321	
DOLGEVILLE	Herkimer	-\$1,251	\$315	
WEST CANADA VA	Herkimer	-\$1,220	\$283	
MOHAWK	Herkimer	-\$1,143	\$206	
LITTLE FALLS	Herkimer	-\$1,102	\$165	
ILION	Herkimer	-\$1,047	\$110	
HERKIMER	Herkimer	-\$1,041	\$105	
TOWN OF WEBB	Herkimer	-\$704	-\$233	
S. JEFFERSON	Jefferson	-\$1,626	\$689	Jefferson
SACKETS HARBOR	Jefferson	-\$1,431	\$494	-\$1,024
GENERAL BROWN	Jefferson	-\$1,390	\$453	
LYME	Jefferson	-\$1,295	\$358	
THOUSAND ISLAN	Jefferson	-\$1,227	\$290	
BELLEVILLE-HEN	Jefferson	-\$1,094	\$158	
ALEXANDRIA	Jefferson	-\$1,072	\$135	
LA FARGEVILLE	Jefferson	-\$987	\$51	
INDIAN RIVER	Jefferson	-\$876	-\$61	
CARTHAGE	Jefferson	-\$850	-\$86	
WATERTOWN	Jefferson	-\$782	-\$154	
BEAVER RIVER	Lewis	-\$1,877	\$940	Lewis
HARRISVILLE	Lewis	-\$1,736	\$800	-\$1,413
SOUTH LEWIS	Lewis	-\$1,388	\$452	
COPENHAGEN	Lewis	-\$1,180	\$244	
LOWVILLE	Lewis	-\$1,126	\$189	
YORK	Livingston	-\$1,846	\$909	Livingston
CALEDONIA MUMF	Livingston	-\$1,809	\$873	-\$1,499
MOUNT MORRIS	Livingston	-\$1,518	\$581	
DALTON-NUNDA	Livingston	-\$1,494	\$557	
DANSVILLE	Livingston	-\$1,470	\$534	
GENESE0	Livingston	-\$1,437	\$500	
AVON	Livingston	-\$1,364	\$428	
LIVONIA	Livingston	-\$1,317	\$380	


 <p><b>SSFC ENACTED</b> District by District Cuts as % of Total Budget &amp; Levy</p>	County	ENACTED State Aid Cuts Per Student	ENACTED Cuts Amount Above/Below Avg (\$937)	2011-12 Cuts Per Student Per County Cuts Above/Below Avg (\$937)
ONEIDA CITY	Madison	-\$1,687	\$750	Madison
MADISON	Madison	-\$1,634	\$697	-\$1,450
CANASTOTA	Madison	-\$1,621	\$685	
CHITTENANGO	Madison	-\$1,493	\$557	
DE RUYTER	Madison	-\$1,490	\$554	
BROOKFIELD	Madison	-\$1,452	\$516	
HAMILTON	Madison	-\$1,401	\$465	
MORRISVILLE EA	Madison	-\$1,285	\$348	
STOCKBRIDGE VA	Madison	-\$1,255	\$318	
CAZENOVIA	Madison	-\$973	\$37	
BROCKPORT	Monroe	-\$1,831	\$894	Monroe
WHEATLAND CHIL	Monroe	-\$1,660	\$723	-\$990
EAST ROCHESTER	Monroe	-\$1,558	\$621	
CHURCHVILLE CH	Monroe	-\$1,395	\$459	
SPENCERPORT	Monroe	-\$1,338	\$402	
GATES CHILI	Monroe	-\$1,333	\$397	
GREECE	Monroe	-\$1,290	\$354	
HILTON	Monroe	-\$1,173	\$236	
E. IRONDEQUOIT	Monroe	-\$1,152	\$215	
FAIRPORT	Monroe	-\$1,059	\$122	
RUSH HENRIETTA	Monroe	-\$1,007	\$71	
WEBSTER	Monroe	-\$984	\$48	
W. IRONDEQUOIT	Monroe	-\$972	\$36	
HONEOYE FALLS	Monroe	-\$926	-\$11	
PENFIELD	Monroe	-\$827	-\$110	
ROCHESTER	Monroe	-\$713	-\$224	
BRIGHTON	Monroe	-\$625	-\$312	
PITTSFORD	Monroe	-\$516	-\$420	
FONDA FULTONVI	Montgome	-\$1,923	\$986	Montgomery
ST JOHNSVILLE	Montgome	-\$1,375	\$438	-\$1,211
FORT PLAIN	Montgome	-\$1,257	\$321	
CANAJOHARIE	Montgome	-\$1,201	\$264	
AMSTERDAM	Montgome	-\$912	-\$25	
FREEPORT	Nassau	-\$1,369	\$433	Nassau
ROOSEVELT	Nassau	-\$1,295	\$358	-\$652
UNIONDALE	Nassau	-\$1,040	\$103	
V STR TWENTY-F	Nassau	-\$1,023	\$86	
HEMPSTEAD	Nassau	-\$993	\$56	
LONG BEACH	Nassau	-\$986	\$50	


 <p><b>SSFC ENACTED</b> District by District Cuts as % of Total Budget &amp; Levy</p>	County	ENACTED State Aid Cuts Per Student	ENACTED Cuts Amount Above/Below Avg (\$937)	2011-12 Cuts Per Student Per County Cuts Above/Below Avg (\$937)
WESTBURY	Nassau	-\$974	\$37	
ELMONT	Nassau	-\$950	\$13	
ISLAND TREES	Nassau	-\$929	-\$8	
NORTH BELLMORE	Nassau	-\$844	-\$93	
LEVITTOWN	Nassau	-\$836	-\$100	
EAST MEADOW	Nassau	-\$792	-\$145	
WEST HEMPSTEAD	Nassau	-\$777	-\$160	
VALLEY STR CHS	Nassau	-\$775	-\$162	
NORTH MERRICK	Nassau	-\$764	-\$173	
BALDWIN	Nassau	-\$725	-\$212	
WANTAGH	Nassau	-\$716	-\$220	
MALVERNE	Nassau	-\$708	-\$228	
VALLEY STR UF	Nassau	-\$693	-\$244	
MERRICK	Nassau	-\$669	-\$268	
SEAFORD	Nassau	-\$661	-\$276	
BELLMORE-MERRI	Nassau	-\$658	-\$279	
SEWANHAKA	Nassau	-\$657	-\$280	
FARMINGDALE	Nassau	-\$655	-\$282	
V STR THIRTEEN	Nassau	-\$654	-\$283	
EAST ROCKAWAY	Nassau	-\$654	-\$283	
BELLMORE	Nassau	-\$646	-\$291	
BETHPAGE	Nassau	-\$633	-\$303	
PLAINEDGE	Nassau	-\$618	-\$318	
FRANKLIN SQUAR	Nassau	-\$612	-\$325	
ISLAND PARK	Nassau	-\$590	-\$347	
HICKSVILLE	Nassau	-\$589	-\$348	
OCEANSIDE	Nassau	-\$583	-\$354	
CARLE PLACE	Nassau	-\$582	-\$354	
MASSAPEQUA	Nassau	-\$541	-\$396	
LYNBROOK	Nassau	-\$534	-\$403	
LAWRENCE	Nassau	-\$533	-\$403	
FLORAL PARK	Nassau	-\$529	-\$408	
NEW HYDE PARK	Nassau	-\$517	-\$420	
PLAINVIEW	Nassau	-\$492	-\$444	
ROCKVILLE CENT	Nassau	-\$476	-\$461	
GLEN COVE	Nassau	-\$474	-\$463	
HERRICKS	Nassau	-\$468	-\$469	
HEWLETT WOODME	Nassau	-\$462	-\$475	
MINEOLA	Nassau	-\$408	-\$529	





 <p><b>SSFC ENACTED</b> District by District Cuts as % of Total Budget &amp; Levy</p>	County	ENACTED State Aid Cuts Per Student	ENACTED Cuts Amount Above/Below Avg (\$937)	2011-12 Cuts Per Student Per County Cuts Above/Below Avg (\$937)
SYOSSET	Nassau	-\$359	-\$578	
LOCUST VALLEY	Nassau	-\$342	-\$594	
OYSTER BAY	Nassau	-\$324	-\$612	
JERICO	Nassau	-\$320	-\$617	
EAST WILLISTON	Nassau	-\$319	-\$618	
NORTH SHORE	Nassau	-\$310	-\$627	
ROSLYN	Nassau	-\$281	-\$655	
MANHASSET	Nassau	-\$279	-\$658	
GREAT NECK	Nassau	-\$272	-\$665	
PORT WASHINGTO	Nassau	-\$269	-\$667	
GARDEN CITY	Nassau	-\$269	-\$668	
NEW YORK CITY	NYC	-\$815	-\$122	-\$815
WILSON	Niagara	-\$1,709	\$772	Niagara
NEWFANE	Niagara	-\$1,701	\$764	-\$1,378
N. TONAWANDA	Niagara	-\$1,679	\$742	
ROYALTON HARTL	Niagara	-\$1,603	\$666	
LOCKPORT	Niagara	-\$1,576	\$639	
NIAGARA WHEATF	Niagara	-\$1,336	\$399	
BARKER	Niagara	-\$1,244	\$308	
LEWISTON PORTE	Niagara	-\$1,147	\$211	
STARPOINT	Niagara	-\$1,112	\$175	
NIAGARA FALLS	Niagara	-\$1,104	\$168	
REMSEN	Oneida	-\$2,224	\$1,288	Oneida
ORISKANY	Oneida	-\$1,949	\$1,012	-\$1,180
HOLLAND PATENT	Oneida	-\$1,879	\$942	
WESTMORELAND	Oneida	-\$1,850	\$913	
WATERVILLE	Oneida	-\$1,832	\$895	
SAUQUOIT VALLE	Oneida	-\$1,781	\$845	
SHERRILL	Oneida	-\$1,679	\$743	
WHITESBORO	Oneida	-\$1,433	\$496	
CAMDEN	Oneida	-\$1,273	\$336	
NEW YORK MILLS	Oneida	-\$1,253	\$316	
ADIRONDACK	Oneida	-\$1,233	\$296	
CLINTON	Oneida	-\$1,196	\$260	
ROME	Oneida	-\$1,097	\$160	
NEW HARTFORD	Oneida	-\$763	-\$174	
UTICA	Oneida	-\$688	-\$249	
LA FAYETTE	Onondaga	-\$1,907	\$970	Onondaga
JORDAN ELBRIDG	Onondaga	-\$1,817	\$881	-\$1,107


 <p><b>SSFC ENACTED</b> District by District Cuts as % of Total Budget &amp; Levy</p>	County	ENACTED State Aid Cuts Per Student	ENACTED Cuts Amount Above/Below Avg (\$937)	2011-12 Cuts Per Student Per County Cuts Above/Below Avg (\$937)
FABIUS-POMPEY	Onondaga	-\$1,653	\$716	
SOLVAY	Onondaga	-\$1,535	\$598	
TULLY	Onondaga	-\$1,526	\$589	
ONONDAGA	Onondaga	-\$1,500	\$563	
LYNCOURT	Onondaga	-\$1,414	\$477	
LIVERPOOL	Onondaga	-\$1,382	\$445	
E SYRACUSE-MIN	Onondaga	-\$1,335	\$398	
BALDWINVILLE	Onondaga	-\$1,264	\$327	
WESTHILL	Onondaga	-\$1,188	\$252	
NORTH SYRACUSE	Onondaga	-\$1,188	\$251	
MARCELLUS	Onondaga	-\$1,171	\$234	
WEST GENESEE	Onondaga	-\$1,043	\$107	
SYRACUSE	Onondaga	-\$912	-\$25	
FAYETTEVILLE	Onondaga	-\$704	-\$232	
SKANEATELES	Onondaga	-\$667	-\$270	
JAMESVILLE-DEW	Onondaga	-\$602	-\$334	
PHELPS-CLIFTON	Ontario	-\$1,860	\$924	Ontario
GORHAM-MIDDLES	Ontario	-\$1,731	\$795	-\$1,214
MANCHSTR-SHRTS	Ontario	-\$1,729	\$792	
EAST BLOOMFIEL	Ontario	-\$1,511	\$574	
HONEOYE	Ontario	-\$1,397	\$460	
GENEVA	Ontario	-\$1,175	\$238	
CANANDAIGUA	Ontario	-\$1,160	\$224	
NAPLES	Ontario	-\$926	-\$11	
VICTOR	Ontario	-\$694	-\$243	
KIRYAS JOEL	Orange	-\$2,404	\$1,467	Orange
HIGHLAND FALLS	Orange	-\$1,620	\$683	-\$1,102
PINE BUSH	Orange	-\$1,499	\$562	
GREENWOOD LAKE	Orange	-\$1,467	\$530	
VALLEY-MONTGMR	Orange	-\$1,277	\$340	
NEWBURGH	Orange	-\$1,234	\$298	
PORT JERVIS	Orange	-\$1,201	\$264	
MIDDLETOWN	Orange	-\$1,175	\$238	
MINISINK VALLE	Orange	-\$1,152	\$216	
CHESTER	Orange	-\$1,054	\$118	
WASHINGTONVILL	Orange	-\$981	\$44	
WARWICK VALLEY	Orange	-\$856	-\$81	
MONROE WOODBU	Orange	-\$851	-\$85	
GOSHEN	Orange	-\$838	-\$98	


 <p><b>SSFC ENACTED District by District Cuts as % of Total Budget &amp; Levy</b></p>	County	ENACTED State Aid Cuts Per Student	ENACTED Cuts Amount Above/Below Avg (\$937)	2011-12 Cuts Per Student Per County Cuts Above/Below Avg (\$937)
FLORIDA	Orange	-\$723	-\$214	
CORNWALL	Orange	-\$679	-\$258	
TUXEDO	Orange	-\$336	-\$600	
KENDALL	Orleans	-\$1,893	\$957	Orleans
LYNDONVILLE	Orleans	-\$1,841	\$905	-\$1,302
HOLLEY	Orleans	-\$1,616	\$679	
MEDINA	Orleans	-\$1,093	\$157	
ALBION	Orleans	-\$897	-\$39	
MEXICO	Oswego	-\$1,756	\$820	Oswego
PHOENIX	Oswego	-\$1,685	\$748	-\$1,246
SANDY CREEK	Oswego	-\$1,586	\$649	
CENTRAL SQUARE	Oswego	-\$1,480	\$544	
ALTMAR PARISH	Oswego	-\$1,283	\$346	
PULASKI	Oswego	-\$1,223	\$286	
HANNIBAL	Oswego	-\$965	\$28	
FULTON	Oswego	-\$964	\$27	
OSWEGO	Oswego	-\$778	-\$158	
LAURENS	Otsego	-\$1,579	\$642	Otsego
MILFORD	Otsego	-\$1,431	\$495	-\$1,310
SCHENEVUS	Otsego	-\$1,423	\$487	
WORCESTER	Otsego	-\$1,381	\$444	
CHERRY VLY-SPR	Otsego	-\$1,366	\$429	
ONEONTA	Otsego	-\$1,338	\$401	
EDMESTON	Otsego	-\$1,326	\$389	
RICHFIELD SPRI	Otsego	-\$1,318	\$381	
GLBTSVLLE-MT U	Otsego	-\$1,313	\$376	
MORRIS	Otsego	-\$1,309	\$372	
OTEGO-UNADILLA	Otsego	-\$1,272	\$336	
COOPERSTOWN	Otsego	-\$1,032	\$95	
BREWSTER	Putnam	-\$904	-\$33	Putnam
MAHOPAC	Putnam	-\$886	-\$50	-\$793
CARMEL	Putnam	-\$752	-\$185	
GARRISON	Putnam	-\$642	-\$295	
HALDANE	Putnam	-\$596	-\$341	
PUTNAM VALLEY	Putnam	-\$558	-\$379	
BERLIN	Rensselaer	-\$2,068	\$1,132	Rensselaer
HOOSICK FALLS	Rensselaer	-\$1,836	\$899	-\$1,293
HOOSIC VALLEY	Rensselaer	-\$1,721	\$785	
WYNANTSKILL	Rensselaer	-\$1,368	\$431	

 <p><b>SSFC ENACTED</b> District by District Cuts as % of Total Budget &amp; Levy</p>	County	ENACTED State Aid Cuts Per Student	ENACTED Cuts Amount Above/Below Avg (\$937)	2011-12 Cuts Per Student Per County Cuts Above/Below Avg (\$937)
SCHODACK	Rensselaer	-\$1,342	\$406	
RENSELAER	Rensselaer	-\$1,342	\$406	
TROY	Rensselaer	-\$1,269	\$332	
AVERILL PARK	Rensselaer	-\$1,268	\$332	
BRUNSWICK CENT	Rensselaer	-\$1,234	\$297	
EAST GREENBUSH	Rensselaer	-\$1,074	\$138	
LANSINGBURGH	Rensselaer	-\$1,008	\$71	
EAST RAMAPO	Rockland	-\$1,265	\$328	Rockland
HAVERSTRAW-ST	Rockland	-\$976	\$40	-\$808
CLARKSTOWN	Rockland	-\$635	-\$302	
RAMAPO	Rockland	-\$629	-\$308	
S. ORANGETOWN	Rockland	-\$606	-\$330	
NANUET	Rockland	-\$583	-\$354	
PEARL RIVER	Rockland	-\$556	-\$381	
NYACK	Rockland	-\$539	-\$398	
CANTON	St. Lawren	-\$1,927	\$990	St. Lawrence
POTSDAM	St. Lawren	-\$1,858	\$921	-\$1,297
CLIFTON FINE	St. Lawren	-\$1,750	\$813	
HERMON DEKALB	St. Lawren	-\$1,507	\$570	
COLTON PIERREP	St. Lawren	-\$1,395	\$458	
HEUVELTON	St. Lawren	-\$1,362	\$425	
MORRISTOWN	St. Lawren	-\$1,333	\$397	
EDWARDS-KNOX	St. Lawren	-\$1,307	\$371	
NORWOOD NORFOI	St. Lawren	-\$1,284	\$347	
HAMMOND	St. Lawren	-\$1,268	\$332	
PARISHVILLE	St. Lawren	-\$1,245	\$308	
OGDENSBURG	St. Lawren	-\$1,215	\$279	
BRASHER FALLS	St. Lawren	-\$1,155	\$219	
MADRID WADDING	St. Lawren	-\$1,154	\$217	
GOUVERNEUR	St. Lawren	-\$1,082	\$146	
LISBON	St. Lawren	-\$1,019	\$83	
MASSENA	St. Lawren	-\$959	\$22	
EDINBURG	Saratoga	-\$2,659	\$1,722	Saratoga
CORINTH	Saratoga	-\$1,735	\$798	-\$995
GALWAY	Saratoga	-\$1,499	\$562	
STILLWATER	Saratoga	-\$1,385	\$448	
S. GLENS FALLS	Saratoga	-\$1,365	\$429	
WATERFORD	Saratoga	-\$1,364	\$428	
SCHUYLERVILLE	Saratoga	-\$1,247	\$310	


 <p><b>SSFC ENACTED District by District Cuts as % of Total Budget &amp; Levy</b></p>	County	ENACTED State Aid Cuts Per Student	ENACTED Cuts Amount Above/Below Avg (\$937)	2011-12 Cuts Per Student Per County Cuts Above/Below Avg (\$937)
MECHANICVILLE	Saratoga	-\$1,226	\$289	
BALLSTON SPA	Saratoga	-\$1,096	\$159	
BURNT HILLS	Saratoga	-\$874	-\$63	
SARATOGA SPRIN	Saratoga	-\$774	-\$163	
SHENENDEHOWA	Saratoga	-\$705	-\$232	
DUANESBURG	Schenecta	-\$1,457	\$521	Schenectady
SCOTIA GLENVIL	Schenecta	-\$1,237	\$301	-\$1,004
MOHONASEN	Schenecta	-\$1,129	\$192	
SCHALMONT	Schenecta	-\$1,033	\$96	
SCHENECTADY	Schenecta	-\$931	-\$6	
NISKAYUNA	Schenecta	-\$827	-\$109	
SCHOHARIE	Schoharie	-\$2,122	\$1,185	Schoharie
COBLESKL-RICHM	Schoharie	-\$1,854	\$917	-\$1,743
SHARON SPRINGS	Schoharie	-\$1,650	\$714	
MIDDLEBURGH	Schoharie	-\$1,468	\$531	
GILBOA CONESVI	Schoharie	-\$1,304	\$368	
JEFFERSON	Schoharie	-\$1,284	\$347	
WATKINS GLEN	Schuyler	-\$2,076	\$1,140	Schuyler
ODESSA MONTOUR	Schuyler	-\$1,169	\$233	-\$1,712
SOUTH SENECA	Seneca	-\$1,743	\$806	Seneca
SENECA FALLS	Seneca	-\$1,725	\$788	-\$1,512
ROMULUS	Seneca	-\$1,544	\$608	
WATERLOO CENT	Seneca	-\$1,244	\$307	
WAYLAND-COHOCT	Steuben	-\$1,685	\$748	Steuben
ARKPORT	Steuben	-\$1,654	\$717	-\$1,361
CANISTEO-GREEN	Steuben	-\$1,560	\$624	
AVOCA	Steuben	-\$1,539	\$603	
BRADFORD	Steuben	-\$1,537	\$601	
CORNING	Steuben	-\$1,383	\$447	
PRATTSBURG	Steuben	-\$1,378	\$442	
ADDISON	Steuben	-\$1,372	\$436	
CAMPBELL-SAVON	Steuben	-\$1,309	\$372	
BATH	Steuben	-\$1,252	\$315	
JASPER-TRPSBRG	Steuben	-\$1,181	\$244	
HORNELL	Steuben	-\$1,065	\$129	
HAMMONDSPORT	Steuben	-\$876	-\$61	
FIRE ISLAND	Suffolk	-\$4,646	\$3,710	Suffolk
SOUTH COUNTRY	Suffolk	-\$1,441	\$504	-\$934
SACHEM	Suffolk	-\$1,400	\$463	


 <p><b>SSFC ENACTED</b> District by District Cuts as % of Total Budget &amp; Levy</p>	County	ENACTED State Aid Cuts Per Student	ENACTED Cuts Amount Above/Below Avg (\$937)	2011-12 Cuts Per Student Per County Cuts Above/Below Avg (\$937)
AMITYVILLE	Suffolk	-\$1,320	\$383	
WYANDANCH	Suffolk	-\$1,305	\$369	
NORTH BABYLON	Suffolk	-\$1,300	\$364	
CENTRAL ISLIP	Suffolk	-\$1,294	\$358	
MIDDLE COUNTRY	Suffolk	-\$1,281	\$345	
COPIAGUE	Suffolk	-\$1,266	\$330	
WILLIAM FLOYD	Suffolk	-\$1,258	\$321	
COMSEWOGUE	Suffolk	-\$1,208	\$271	
PATCHOGUE-MEDF	Suffolk	-\$1,186	\$249	
LONGWOOD	Suffolk	-\$1,172	\$235	
WEST BABYLON	Suffolk	-\$1,142	\$205	
SAYVILLE	Suffolk	-\$1,137	\$200	
BAY SHORE	Suffolk	-\$1,049	\$113	
MOUNT SINAI	Suffolk	-\$1,033	\$96	
CONNETQUOT	Suffolk	-\$1,006	\$70	
LINDENHURST	Suffolk	-\$1,005	\$68	
EAST ISLIP	Suffolk	-\$1,003	\$67	
BRENTWOOD	Suffolk	-\$974	\$37	
OYSTERPONDS	Suffolk	-\$964	\$27	
ISLIP	Suffolk	-\$936	\$0	
MILLER PLACE	Suffolk	-\$930	-\$7	
BAYPORT BLUE P	Suffolk	-\$924	-\$13	
EAST MORICHES	Suffolk	-\$920	-\$17	
THREE VILLAGE	Suffolk	-\$913	-\$24	
WEST ISLIP	Suffolk	-\$874	-\$62	
ROCKY POINT	Suffolk	-\$871	-\$66	
BRIDGEHAMPTON	Suffolk	-\$844	-\$93	
DEER PARK	Suffolk	-\$807	-\$130	
EASTPORT-SOUTH	Suffolk	-\$791	-\$146	
FISHERS ISLAND	Suffolk	-\$777	-\$160	
CENTER MORICHE	Suffolk	-\$754	-\$182	
RIVERHEAD	Suffolk	-\$744	-\$193	
BABYLON	Suffolk	-\$720	-\$217	
S. HUNTINGTON	Suffolk	-\$707	-\$230	
KINGS PARK	Suffolk	-\$700	-\$237	
COMMACK	Suffolk	-\$686	-\$251	
SMITHTOWN	Suffolk	-\$669	-\$268	
HARBORFIELDS	Suffolk	-\$641	-\$296	
REMSENBURG	Suffolk	-\$631	-\$306	

 <p><b>SSFC ENACTED</b> District by District Cuts as % of Total Budget &amp; Levy</p>	County	ENACTED State Aid Cuts Per Student	ENACTED Cuts Amount Above/Below Avg (\$937)	2011-12 Cuts Per Student Per County Cuts Above/Below Avg (\$937)
AMAGANSETT	Suffolk	-\$623	-\$313	
EAST QUOGUE	Suffolk	-\$614	-\$322	
SHOREHAM-WADIN	Suffolk	-\$612	-\$324	
ELWOOD	Suffolk	-\$605	-\$331	
HAUPPAUGE	Suffolk	-\$588	-\$349	
QUOGUE	Suffolk	-\$582	-\$355	
MONTAUK	Suffolk	-\$573	-\$363	
PORT JEFFERSON	Suffolk	-\$573	-\$363	
TUCKAHOE COMMC	Suffolk	-\$546	-\$391	
HUNTINGTON	Suffolk	-\$524	-\$413	
HALF HOLLOW HI	Suffolk	-\$513	-\$424	
SHELTER ISLAND	Suffolk	-\$476	-\$461	
HAMPTON BAYS	Suffolk	-\$459	-\$478	
SOUTHOLD	Suffolk	-\$437	-\$499	
SPRINGS	Suffolk	-\$418	-\$519	
GREENPORT	Suffolk	-\$411	-\$526	
MATTITUCK-CUTC	Suffolk	-\$393	-\$544	
NORTHPORT	Suffolk	-\$392	-\$545	
SAG HARBOR	Suffolk	-\$364	-\$573	
SOUTHAMPTON	Suffolk	-\$332	-\$605	
COLD SPRING HA	Suffolk	-\$299	-\$637	
EAST HAMPTON	Suffolk	-\$296	-\$640	
WESTHAMPTON BE	Suffolk	-\$244	-\$692	
LIBERTY	Sullivan	-\$1,570	\$634	Sullivan
ROSCOE	Sullivan	-\$1,507	\$570	-\$1,344
TRI VALLEY	Sullivan	-\$1,477	\$540	
SULLIVAN WEST	Sullivan	-\$1,448	\$512	
FALLSBURGH	Sullivan	-\$1,437	\$501	
LIVINGSTON MAN	Sullivan	-\$1,418	\$481	
MONTICELLO	Sullivan	-\$1,179	\$243	
ELDRED	Sullivan	-\$905	-\$32	
NEWARK VALLEY	Tioga	-\$1,918	\$982	Tioga
SPENCER VAN ET	Tioga	-\$1,671	\$734	-\$1,429
OWEGO-APALACHI	Tioga	-\$1,602	\$665	
CANDOR	Tioga	-\$1,589	\$652	
TIOGA	Tioga	-\$1,009	\$73	
WAVERLY	Tioga	-\$875	-\$62	
DRYDEN	Tompkins	-\$1,841	\$905	Tompkins
TRUMANSBURG	Tompkins	-\$1,779	\$842	-\$1,291

 <p><b>SSFC ENACTED</b> District by District Cuts as % of Total Budget &amp; Levy</p>	County	ENACTED State Aid Cuts Per Student	ENACTED Cuts Amount Above/Below Avg (\$937)	2011-12 Cuts Per Student Per County Cuts Above/Below Avg (\$937)
GROTON	Tompkins	-\$1,661	\$725	
NEWFIELD	Tompkins	-\$1,229	\$293	
LANSING	Tompkins	-\$1,139	\$202	
ITHACA	Tompkins	-\$963	\$27	
ELLENVILLE	Ulster	-\$1,509	\$572	Ulster
KINGSTON	Ulster	-\$1,271	\$334	-\$1,177
WALLKILL	Ulster	-\$1,224	\$287	
RONDOUT VALLEY	Ulster	-\$1,208	\$272	
HIGHLAND	Ulster	-\$1,156	\$220	
SAUGERTIES	Ulster	-\$1,143	\$206	
ONTEORA	Ulster	-\$1,129	\$192	
NEW PALTZ	Ulster	-\$979	\$42	
MARLBORO	Ulster	-\$796	-\$141	
HADLEY LUZERNE	Warren	-\$1,536	\$599	Warren
WARRENSBURG	Warren	-\$1,435	\$499	-\$1,146
GLENS FALLS	Warren	-\$1,400	\$463	
GLENS FALLS CO	Warren	-\$1,220	\$284	
JOHNSBURG	Warren	-\$1,134	\$197	
NORTH WARREN	Warren	-\$1,101	\$165	
QUEENSBURY	Warren	-\$1,034	\$98	
BOLTON	Warren	-\$788	-\$148	
LAKE GEORGE	Warren	-\$469	-\$468	
HARTFORD	Washingto	-\$2,070	\$1,134	Washington
SALEM	Washingto	-\$2,016	\$1,080	-\$1,498
ARGYLE	Washingto	-\$2,001	\$1,064	
WHITEHALL	Washingto	-\$1,873	\$937	
CAMBRIDGE	Washingto	-\$1,837	\$901	
PUTNAM	Washingto	-\$1,735	\$798	
GREENWICH	Washingto	-\$1,493	\$556	
FORT ANN	Washingto	-\$1,348	\$411	
FORT EDWARD	Washingto	-\$1,305	\$369	
GRANVILLE	Washingto	-\$1,166	\$229	
HUDSON FALLS	Washingto	-\$1,120	\$184	
MARION	Wayne	-\$1,811	\$875	Wayne
WILLIAMSON	Wayne	-\$1,738	\$802	-\$1,346
PALMYRA-MACEDO	Wayne	-\$1,590	\$653	
SODUS	Wayne	-\$1,336	\$399	
CLYDE-SAVANNAH	Wayne	-\$1,297	\$361	
GANANDA	Wayne	-\$1,276	\$339	



 <p><b>SSFC ENACTED</b> District by District Cuts as % of Total Budget &amp; Levy</p>	County	ENACTED State Aid Cuts Per Student	ENACTED Cuts Amount Above/Below Avg (\$937)	2011-12 Cuts Per Student Per County Cuts Above/Below Avg (\$937)
LYONS	Wayne	-\$1,258	\$322	
N. ROSE-WOLCOT	Wayne	-\$1,233	\$296	
RED CREEK	Wayne	-\$1,224	\$288	
NEWARK	Wayne	-\$1,160	\$224	
WAYNE	Wayne	-\$1,155	\$219	
PEEKSKILL	Westchest	-\$1,556	\$620	Westchester
MOUNT VERNON	Westchest	-\$1,533	\$596	-\$636
YONKERS	Westchest	-\$1,144	\$207	
LAKELAND	Westchest	-\$756	-\$181	
POCANTICO HILL	Westchest	-\$686	-\$251	
PORT CHESTER	Westchest	-\$665	-\$272	
YORKTOWN	Westchest	-\$651	-\$286	
OSSINING	Westchest	-\$627	-\$309	
NEW ROCHELLE	Westchest	-\$596	-\$340	
HASTINGS ON HU	Westchest	-\$565	-\$371	
MT PLEAS CENT	Westchest	-\$535	-\$401	
VALHALLA	Westchest	-\$522	-\$415	
TARRYTOWN	Westchest	-\$515	-\$422	
GREENBURGH	Westchest	-\$499	-\$438	
PLEASANTVILLE	Westchest	-\$484	-\$453	
CROTON HARMON	Westchest	-\$482	-\$455	
ARDSLEY	Westchest	-\$478	-\$458	
DOBBS FERRY	Westchest	-\$469	-\$468	
HENDRICK HUDSO	Westchest	-\$454	-\$482	
SOMERS	Westchest	-\$414	-\$522	
BRIARCLIFF MAN	Westchest	-\$410	-\$526	
ELMSFORD	Westchest	-\$401	-\$536	
WHITE PLAINS	Westchest	-\$395	-\$542	
TUCKAHOE	Westchest	-\$370	-\$567	
KATONAH LEWISB	Westchest	-\$365	-\$572	
NORTH SALEM	Westchest	-\$364	-\$572	
PELHAM	Westchest	-\$352	-\$585	
CHAPPAQUA	Westchest	-\$317	-\$620	
EDGEMONT	Westchest	-\$305	-\$632	
BEDFORD	Westchest	-\$288	-\$649	
IRVINGTON	Westchest	-\$287	-\$650	
EASTCHESTER	Westchest	-\$285	-\$652	
BLIND BROOK-RY	Westchest	-\$259	-\$678	
HARRISON	Westchest	-\$253	-\$683	

 <p><b>SSFC ENACTED</b> District by District Cuts as % of Total Budget &amp; Levy</p>	County	ENACTED State Aid Cuts Per Student	ENACTED Cuts Amount Above/Below Avg (\$937)	2011-12 Cuts Per Student Per County Cuts Above/Below Avg (\$937)
BYRAM HILLS	Westchest	-\$241	-\$696	
BRONXVILLE	Westchest	-\$227	-\$710	
RYE NECK	Westchest	-\$220	-\$717	
MAMARONECK	Westchest	-\$220	-\$717	
SCARSDALE	Westchest	-\$192	-\$744	
RYE	Westchest	-\$174	-\$763	
WYOMING	Wyoming	-\$2,275	\$1,338	Wyoming
WARSAW	Wyoming	-\$1,901	\$965	-\$1,891
PERRY	Wyoming	-\$1,898	\$961	
ATTICA	Wyoming	-\$1,881	\$944	
LETCHWORTH	Wyoming	-\$1,823	\$886	
PENN YAN	Yates	-\$1,276	\$340	Yates
DUNDEE	Yates	-\$1,082	\$145	-\$1,213
Average			-\$937	